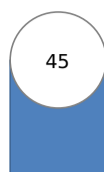


Ease of Doing Business in  
Slovak Republic

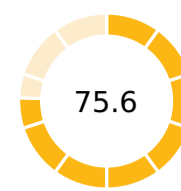


Region	OECD high income
Income Category	High income
Population	5,447,011
City Covered	Bratislava

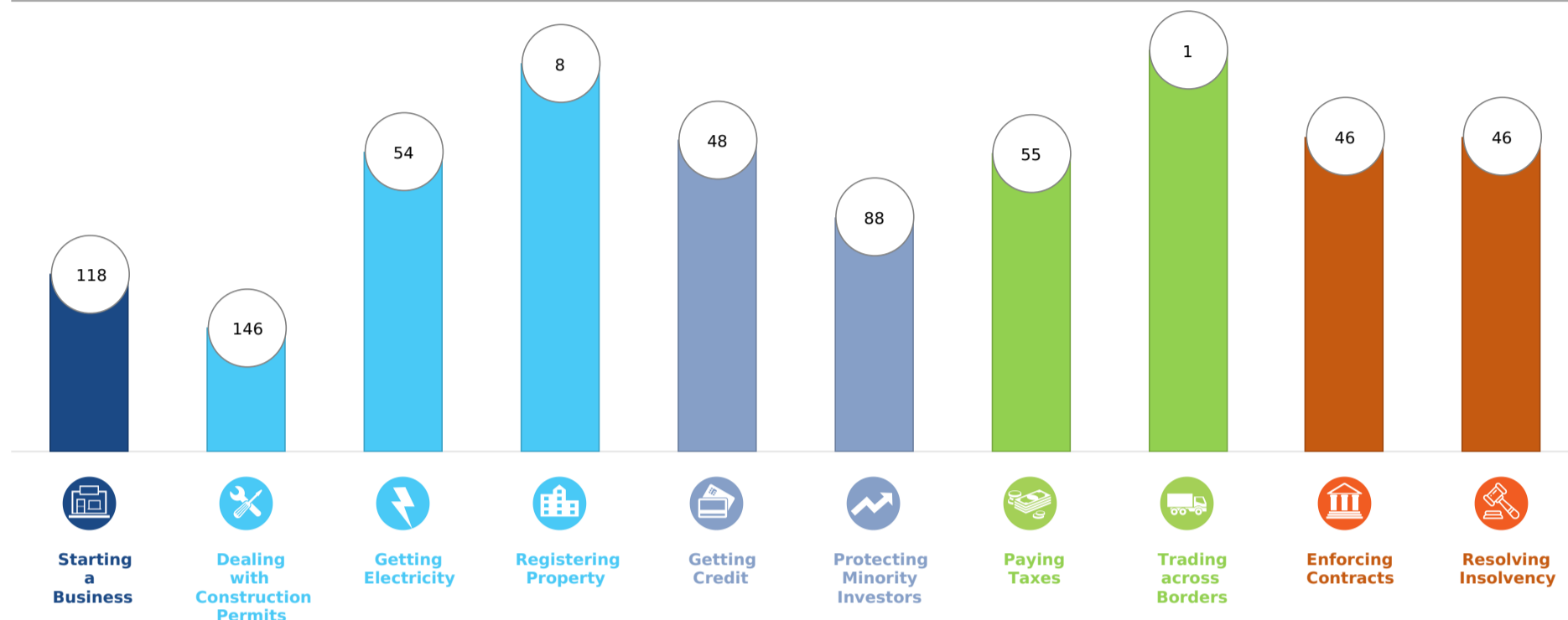
DB RANK



DB SCORE



Rankings on Doing Business topics - Slovak Republic



Topic Scores



<b>Starting a Business</b> (rank)	118
Score of starting a business (0-100)	84.8
Procedures (number)	7
Time (days)	21.5
Cost (number)	1
Paid-in min. capital (% of income per capita)	15.4
<b>Dealing with Construction Permits</b> (rank)	146
Score of dealing with construction permits (0-100)	59.4
Procedures (number)	14
Time (days)	300
Cost (% of warehouse value)	0.2
Building quality control index (0-15)	8.0
<b>Getting Electricity</b> (rank)	54
Score of getting electricity (0-100)	83.3
Procedures (number)	5
Time (days)	89
Cost (% of income per capita)	219.6
Reliability of supply and transparency of tariff index (0-8)	8
<b>Registering Property</b> (rank)	8
Score of registering property (0-100)	90.2
Procedures (number)	3
Time (days)	16.5
Cost (% of property value)	0.0
Quality of the land administration index (0-30)	25.5

<b>Getting Credit</b> (rank)	48
Score of getting credit (0-100)	70.0
Strength of legal rights index (0-12)	7
Depth of credit information index (0-8)	7
Credit registry coverage (% of adults)	2.0
Credit bureau coverage (% of adults)	85.4
<b>Protecting Minority Investors</b> (rank)	88
Score of protecting minority investors (0-100)	56.0
Extent of disclosure index (0-10)	3.0
Extent of director liability index (0-10)	4.0
Ease of shareholder suits index (0-10)	7.0
Extent of shareholder rights index (0-6)	5.0
Extent of ownership and control index (0-7)	5.0
Extent of corporate transparency index (0-7)	4.0
<b>Paying Taxes</b> (rank)	55
Score of paying taxes (0-100)	80.6
Payments (number per year)	8
Time (hours per year)	192
Total tax and contribution rate (% of profit)	49.7
Postfiling index (0-100)	87.2

<b>Trading across Borders</b> (rank)	1
Score of trading across borders (0-100)	100
<i>Time to export</i>	
Documentary compliance (hours)	1
Border compliance (hours)	0
<i>Cost to export</i>	
Documentary compliance (USD)	0
Border compliance (USD)	0
<i>Time to export</i>	
Documentary compliance (hours)	1
Border compliance (hours)	0
<i>Cost to export</i>	
Documentary compliance (USD)	0
Border compliance (USD)	0
<b>Enforcing Contracts</b> (rank)	46
Score of enforcing contracts (0-100)	66.1
Time (days)	775
Cost (% of claim value)	20.5
Quality of judicial processes index (0-18)	13.5
<b>Resolving Insolvency</b> (rank)	46
Score of resolving insolvency (0-100)	65.5
Recovery rate (cents on the dollar)	46.1
Time (years)	4.0
Cost (% of estate)	18.0
Outcome (0 as piecemeal sale and 1 as going concern)	1
Strength of insolvency framework index (0-16)	13.0