

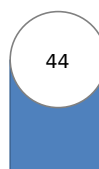
Ease of Doing Business in

Serbia

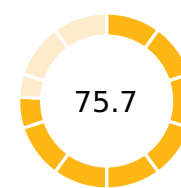


Region	Europe & Central Asia
Income Category	Upper middle income
Population	6,982,084
City Covered	Belgrade

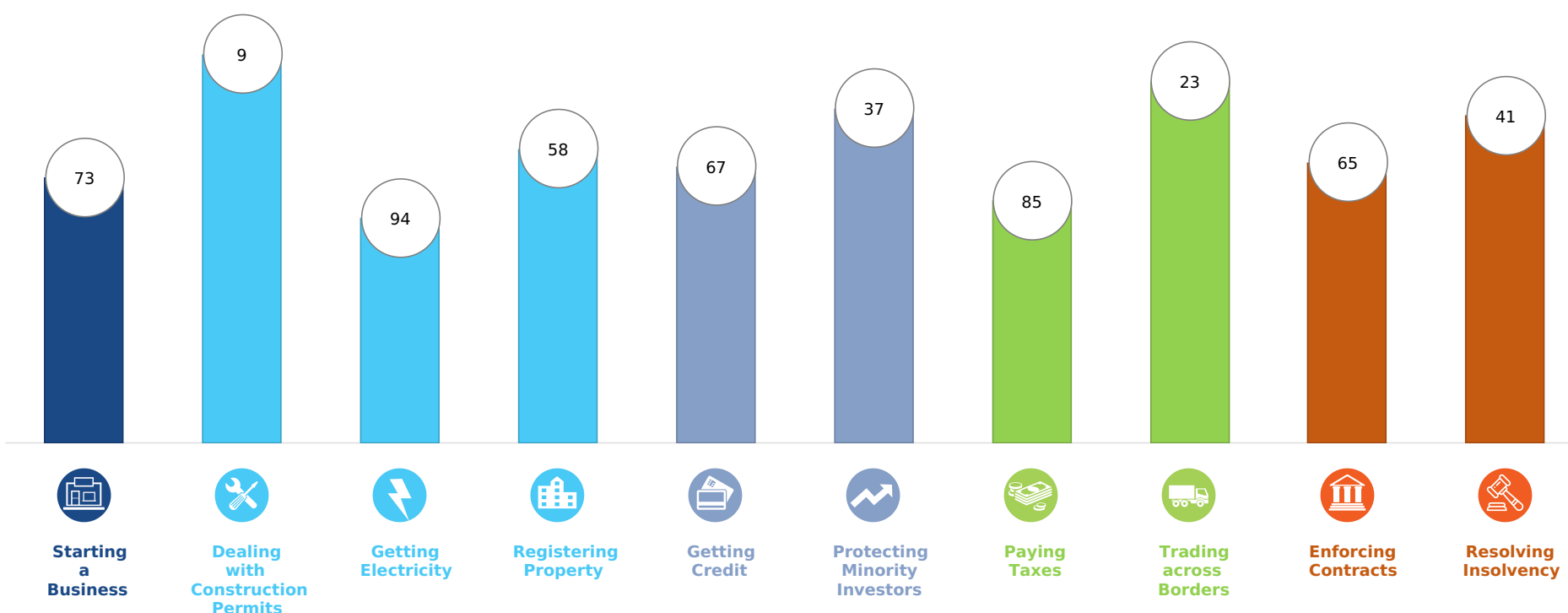
DB RANK



DB SCORE



Rankings on Doing Business topics - Serbia



Topic Scores



<b>Starting a Business</b> (rank)	73	<b>Getting Credit</b> (rank)	67	<b>Trading across Borders</b> (rank)	23
Score of starting a business (0-100)	89.3	Score of getting credit (0-100)	65.0	Score of trading across borders (0-100)	96.6
Procedures (number)	7	Strength of legal rights index (0-12)	6	<i>Time to export</i>	
Time (days)	7	Depth of credit information index (0-8)	7	Documentary compliance (hours)	2
Cost (number)	2.3	Credit registry coverage (% of adults)	0.0	Border compliance (hours)	4
Paid-in min. capital (% of income per capita)	0.0	Credit bureau coverage (% of adults)	100.0	<i>Cost to export</i>	
				Documentary compliance (USD)	35
✓ <b>Dealing with Construction Permits</b> (rank)	9	✓ <b>Protecting Minority Investors</b> (rank)	37	Border compliance (USD)	47
Score of dealing with construction permits (0-100)	85.3	Score of protecting minority investors (0-100)	70.0	<i>Time to export</i>	
Procedures (number)	11	Extent of disclosure index (0-10)	6.0	Documentary compliance (hours)	3
Time (days)	99.5	Extent of director liability index (0-10)	6.0	Border compliance (hours)	5
Cost (% of warehouse value)	1.4	Ease of shareholder suits index (0-10)	5.0	<i>Cost to export</i>	
Building quality control index (0-15)	14.0	Extent of shareholder rights index (0-6)	5.0	Documentary compliance (USD)	35
		Extent of ownership and control index (0-7)	7.0	Border compliance (USD)	52
✓ <b>Getting Electricity</b> (rank)	94	Extent of corporate transparency index (0-7)	6.0	✓ <b>Enforcing Contracts</b> (rank)	65
Score of getting electricity (0-100)	73.2			Score of enforcing contracts (0-100)	63.1
Procedures (number)	5	✓ <b>Paying Taxes</b> (rank)	85	Time (days)	622
Time (days)	125	Score of paying taxes (0-100)	75.3	Cost (% of claim value)	39.6
Cost (% of income per capita)	182.4	Payments (number per year)	33	Quality of judicial processes index (0-18)	13.5
Reliability of supply and transparency of tariff index (0-8)	6	Time (hours per year)	226		
		Total tax and contribution rate (% of profit)	36.6	✓ <b>Resolving Insolvency</b> (rank)	41
<b>Registering Property</b> (rank)	58	Postfiling index (0-100)	93.2	Score of resolving insolvency (0-100)	67.0
Score of registering property (0-100)	71.8			Recovery rate (cents on the dollar)	34.5
Procedures (number)	6			Time (years)	2.0
Time (days)	33			Cost (% of estate)	20.0
Cost (% of property value)	2.6			Outcome (0 as piecemeal sale and 1 as going concern)	0
Quality of the land administration index (0-30)	18.5			Strength of insolvency framework index (0-16)	15.5