
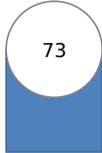
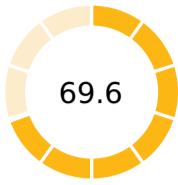
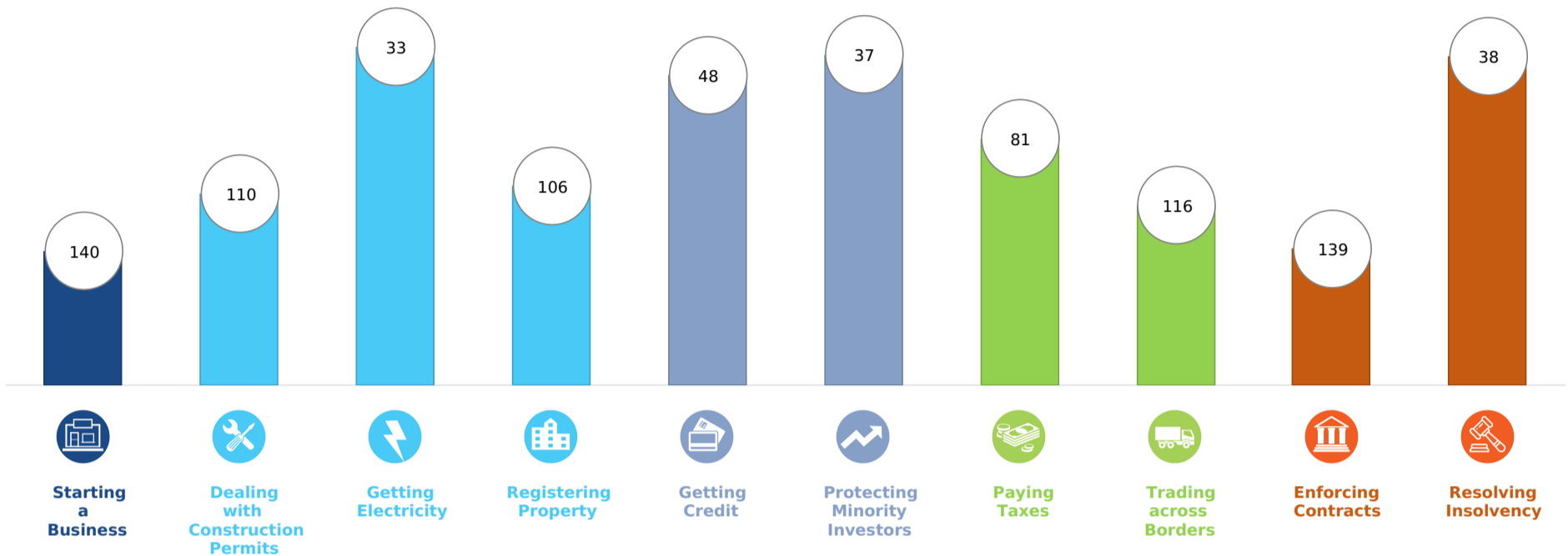


Ease of Doing Business in Indonesia 	Region East Asia & Pacific	DB RANK  73	DB SCORE  69.6
	Income Category Lower middle income		
	Population 267,663,435		
	City Covered Jakarta, Surabaya		

Rankings on Doing Business topics - Indonesia



Topic Scores



Starting a Business (rank) 140 Score of starting a business (0-100) 81.2 Procedures (number) 11 Time (days) 13 Cost (number) 5.7 Paid-in min. capital (% of income per capita) 0.0
Dealing with Construction Permits (rank) 110 Score of dealing with construction permits (0-100) 66.8 Procedures (number) 18 Time (days) 200 Cost (% of warehouse value) 4.5 Building quality control index (0-15) 13.8
Getting Electricity (rank) 33 Score of getting electricity (0-100) 87.3 Procedures (number) 4 Time (days) 32 Cost (% of income per capita) 233.8 Reliability of supply and transparency of tariff index (0-8) 6
Registering Property (rank) 106 Score of registering property (0-100) 60.0 Procedures (number) 6 Time (days) 31 Cost (% of property value) 8.3 Quality of the land administration index (0-30) 15.5

Getting Credit (rank) 48 Score of getting credit (0-100) 70.0 Strength of legal rights index (0-12) 6 Depth of credit information index (0-8) 8 Credit registry coverage (% of adults) 30.9 Credit bureau coverage (% of adults) 40.4
Protecting Minority Investors (rank) 37 Score of protecting minority investors (0-100) 70.0 Extent of disclosure index (0-10) 10.0 Extent of director liability index (0-10) 5.0 Ease of shareholder suits index (0-10) 2.0 Extent of shareholder rights index (0-6) 5.0 Extent of ownership and control index (0-7) 6.0 Extent of corporate transparency index (0-7) 7.0
Paying Taxes (rank) 81 Score of paying taxes (0-100) 75.8 Payments (number per year) 26 Time (hours per year) 191 Total tax and contribution rate (% of profit) 30.1 Postfiling index (0-100) 68.8

Trading across Borders (rank) 116 Score of trading across borders (0-100) 67.5 <i>Time to export</i> Documentary compliance (hours) 61 Border compliance (hours) 56 <i>Cost to export</i> Documentary compliance (USD) 139 Border compliance (USD) 211 <i>Time to export</i> Documentary compliance (hours) 106 Border compliance (hours) 99 <i>Cost to export</i> Documentary compliance (USD) 164 Border compliance (USD) 383
Enforcing Contracts (rank) 139 Score of enforcing contracts (0-100) 49.1 Time (days) 403 Cost (% of claim value) 70.3 Quality of judicial processes index (0-18) 8.9
Resolving Insolvency (rank) 38 Score of resolving insolvency (0-100) 68.1 Recovery rate (cents on the dollar) 65.5 Time (years) 1.1 Cost (% of estate) 21.6 Outcome (0 as piecemeal sale and 1 as going concern) 1 Strength of insolvency framework index (0-16) 10.5